



Measuring Disability to support the follow-up and review of SDGs

Keiko Osaki Tomita

Chief

Demographic and Social Statistics Branch

United Nations Statistics Division

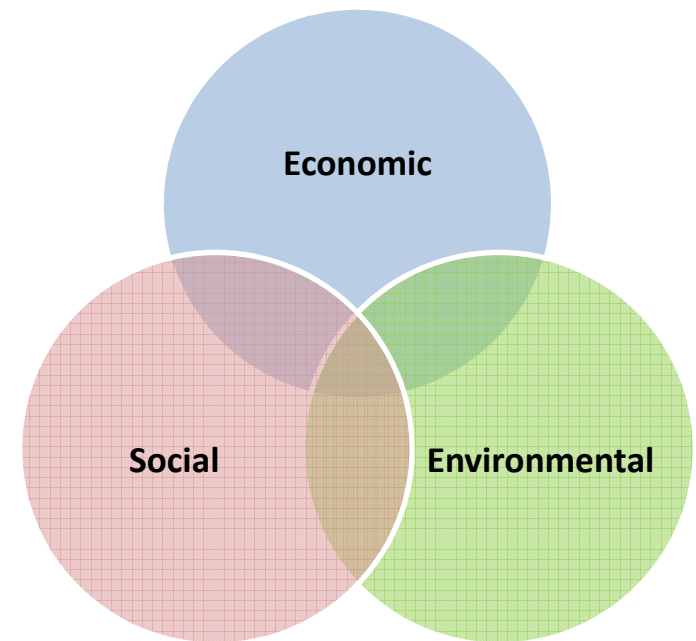
Outline

- Disability in the 2030 Agenda for Sustainable Development
=> SDGs indicators relevant for disability analysis
- Statistical challenges in the implementation of the 2030 Agenda and the way forward



The 2030 Agenda for Sustainable Development

- Adopted by all countries.
- Has at its core the integration of the economic, **social** and **environmental** dimensions of development.
- The principle of “leaving no one behind”
 - Inclusive development
 - Reduction of inequality
- Identifies a roadmap for SD with goals and targets that are ambitious, integrated, indivisible, global in nature and universally applicable:
 - SDGs =17 Goals and 169 Targets





Disability in the 2030 Agenda

- Although the word “disability” is not cited directly in the goals, disability is referenced in many parts of the GA resolution 70/1: *Transforming our world: the 2030 Agenda for Sustainable Development*.
- The principle of “**leaving no one behind**”, pledged by all MSs, urges Governments to empower the most vulnerable (including persons with disabilities) to ensure that the Goals and targets are met for all peoples.








Global SDGs indicators framework

- **Global Indicators** for “follow up and review” of the 2030 Agenda for Sustainable Development
 - *‘Agreed’* by the Statistical Commission in March 2016
 - Resolution to be submitted to ECOSOC in July 2017
- Global indicators identified by the Inter-agency and Expert Group on Sustainable Development Goals Indicators (IAEG-SDGs) (28 Member States)
- SDGs framework: 17 Goals, 169 Targets, 230 indicators
 - Around 1/3 of indicators are “people based”;
 - Addition of 37 indicators to be examined by March 2018

Disability and SDGs



SDG Indicators and Disability

Goal	Issues covered:
 <p>1 NO POVERTY</p>	<p>1.3.1 Population covered by social protection floors/systems</p>
 <p>4 QUALITY EDUCATION</p>	<p>4.5.1 Parity indices (disability/no disability) for education indicators 4.a.1 Schools with access to...(d) adapted infrastructure and material for students with disabilities</p>
 <p>8 DECENT WORK AND ECONOMIC GROWTH</p>	<p>8.5.1 Earnings of female and males employees 8.5.2 Unemployment rate</p>
 <p>10 REDUCED INEQUALITIES</p>	<p>10.2.1 People living below 50 per cent of median income</p>
 <p>11 SUSTAINABLE CITIES AND COMMUNITIES</p>	<p>11.2.1 Population with convenient access to public transport 11.7.1 Area of cities that is open space for public use 11.7.2 Victims of physical or sexual harassment</p>
 <p>16 PEACE, JUSTICE AND STRONG INSTITUTIONS</p>	<p>16.7.1 Positions in public institutions 16.7.2 Population believing decision-making is inclusive and responsive</p>
 <p>17 PARTNERSHIPS FOR THE GOALS</p>	<p>17.18.1 SDG inds at national level with full relevant disaggregation</p>

Challenges/Opportunities

- Huge agenda!
 - 230 global indicators with many requiring data disaggregation by various population characteristics, including **disability status**
 - => Better use of existing and additional data sources + Better linkages/integration among data sources (e.g. geospatial information; administrative records); Coordination among data producers, etc.
- Measurability of some targets
 - Current indicators set selected to ensure “political balance, integration and ambition of Agenda” is preserved
 - => Complexity of the agenda (multidimensional goals + targets) and indicators to monitor (technically sound) = refinement of some indicators

Challenges/Opportunities (cont.)

- Availability of data to establish baselines for SDG indicators
 - => assessment of data gaps + strategy/work plan to strengthen statistical country capacity and data availability
- Lack of statistical definitions, concepts/standards for new areas of concern
 - => Development of statistical methods
- Global monitoring vs. National monitoring
 - Potential source of discrepancies between the two sets of statistics
 - => improve reporting mechanisms within National Statistical Systems (NSS) and between NSSs and international level; use of country-level data for global estimates; clear metadata disseminated and explaining eventual discrepancies;

Conclusions

- Rights and empowerment of PwD “included” in the 2030 Agenda for Sustainable Development Agenda!
- Assessment of data requirements and data gaps to meet the 2030 Agenda from disability lens
- National, regional international statistical communities working together to ensure evidence is available to follow-up and review progress towards SDGs



Thank you !

